





VPX Carrier Cards

VPX4821 VPX Carrier Cards for XMC or PMC Modules



PCIe x8 Gen 2 interface via Data plane



Two PMC/XMC slots



6U form factor

Description

The VPX4821 carrier card provides a simple and cost-effective solution for interfacing a PMC or XMC module to a VPX computer system.

Connect to the OpenVPX™ via Data plane for a direct PCIe connection over the VPX backplane. This allows host processors access to a high-performance, low latency interconnect to the PMC and XMC modules on the carrier card.

The PMC site uses 32/64-bit, PLX technology with a PCIe to PCI-X bridge; while the XMC site enables rapid data throughput with its use of an 8-lane PCIe Gen 2 interface. These sites support front or rear panel I/O.

By inserting PMC or XMC industrial I/O and configurable FPGA modules, developers can now leverage hundreds of available functions currently unavailable in a VPX platform.

These carriers are ideal for high-performance industrial, defense, scientific research, and telephony systems requiring high-speed I/O expansion. The VPX4821 is available in two versions: air-cooled and conduction-cooled.

The VPX4821 is one member of a family of 3U and 6U OpenVPX mezzanine carrier cards that support a simple and cost-effective solution for interfacing XMC or PMC modules to OpenVPX computer systems.

Key Features & Benefits

- Connects to OpenVPX™ via Data plane
- Support for upstream/downstream
- Optional backplane configuration for one 16-lane port, two 8-lane ports, or four 4-lane ports
- Supports dual standard (IEEE 1386.1) PMC/XMC modules with 25W mezzanine sites
- PMC site uses 32/64-bit, 33/66/133MHz PLX technology with a PCIe to PCI-X bridge
- Supports 64-bits of PMC I/O including differential routing to backplane per pattern "P64s" of VITA 46.9
- 5V tolerant with respect to PMC connectors
- XMC site uses PCIe x8 Gen 1 or 2 interface
- Supports 40-bits (20 pairs) of XMC I/O to backplane per pattern "X12d+X8d" of VITA 46.9
- Conforms to VITA 46.0, 46.4, 46.9
- Supports front or rear panel PMC/XMC I/O
- ±12V AUX power to PMC/XMC site
- Monitors FRU information and module temperature

Acromag 
 THE LEADER IN INDUSTRIAL I/O

Tel 248-295-0310 ■ Fax 248-624-9234 ■ solutions@acromag.com ■ www.acromag.com ■ 30765 Wixom Rd, Wixom, MI 48393 USA



VPX Carrier Cards

VPX4821 VPX Carrier Cards for XMC or PMC Modules

Performance Specifications

NOTE: Specifications below only for VPX4821 carrier.
See PMC/XMC data sheet for additional specifications.

■ General

Form Factor

6U VPX bus 6.299" (160mm) x 9.173" (233.0mm).

Pitch

VPX4821 (air-cooled): 0.8" pitch.

VPX4821CC (conduction-cooled): 0.81" pitch.

VPX Carrier Interface

Compatible VITA 65 module / slot profiles:

Data Plane PCIe Gen 1

MOD6-PER-4F-12.3.1-2, MOD6-PER-2F-12.3.2-1,

MOD6-PER-1U-12.3.3-1, MOD6-PER-1F-12.3.4-1

Data Plane PCIe Gen 2

MOD6-PER-4F-12.3.1-3, MOD6-PER-2F-12.3.2-2,

MOD6-PER-1U-12.3.3-2, MOD6-PER-1F-12.3.4-2

Note 1: Board is compatible with payload profiles but has no hosting capabilities.

FRU EEPROM with temperature monitor.

PMC/XMC Interface

Two IEEE 1386-2001 PMC/XMC modules in a single VPX slot.

PMC site is PCI-X 2.0 compliant, 32/64-bit, 33/66/133MHz, up to 1GB/s.

XMC site is PCIe Gen 2 and 8 lanes wide.

Front panel I/O support for the PMC/XMC site with 32 differential pairs (air cooled only).

Rear I/O support for the PMC site with 64 I/O lines.

Rear I/O support for XMC site with 20 differential pairs.

VITA 46.9 compliance:

Slot 1 rear I/O map is P3w1-P64s+P4w1-X12d+X8d.

Slot 2 rear I/O map is P5w1-P64s+P6w1-X12d+X8d.

■ Power

Power Requirements

+5V DC (0 to 70°C):

8A maximum generated from +12V supply.

+5V DC (-40 to 85°C):

5A maximum generated from +12V supply.

+3.3V DC (0 to 70°C):

8A maximum generated from +12V supply.

+3.3V DC (-40 to 85°C):

5A maximum generated from +12V supply.

+3.3V Aux DC: 5mA typical.

+12V DC and -12V DC provided to PMC site from VPX backplane.

+12V DC: Backplane voltage provided to XMC.

±12V Aux DC.

Note: see manual for further information.

■ Environmental

Air-Cooled Operating Temperature

0 to 70°C (air flow requirement as measured to be greater than 200 LFM).

Conduction-Cooled Operating Temperature Range

-40 to 85°C (board must operate in a fully-installed conduction-cooled rack).

Storage Temperature Range

-55 to 100°C.

Relative Humidity

5 to 95% non-condensing.

Vibration

Sinusoidal (IEC 60068-2-6): 10-500Hz, 5g, 1 hour/axis.

Random (IEC 60068-2-64): 10-500Hz, 5g RMS, 1 hour/axis.

Shock

Operating shock (IEC 60068-2-27):

30g, 11ms half sine, 18 shocks at 6 orientations.

MTBF

Consult factory.

Ordering Information

Carrier Cards

VPX4821-LF

VPX carrier card, 6U, two PMC/XMC slots, lead-free

VPX4821CC-LF

Conduction-cooled version of VPX-4821-LF

Consult factory for lead solder versions

Accessories

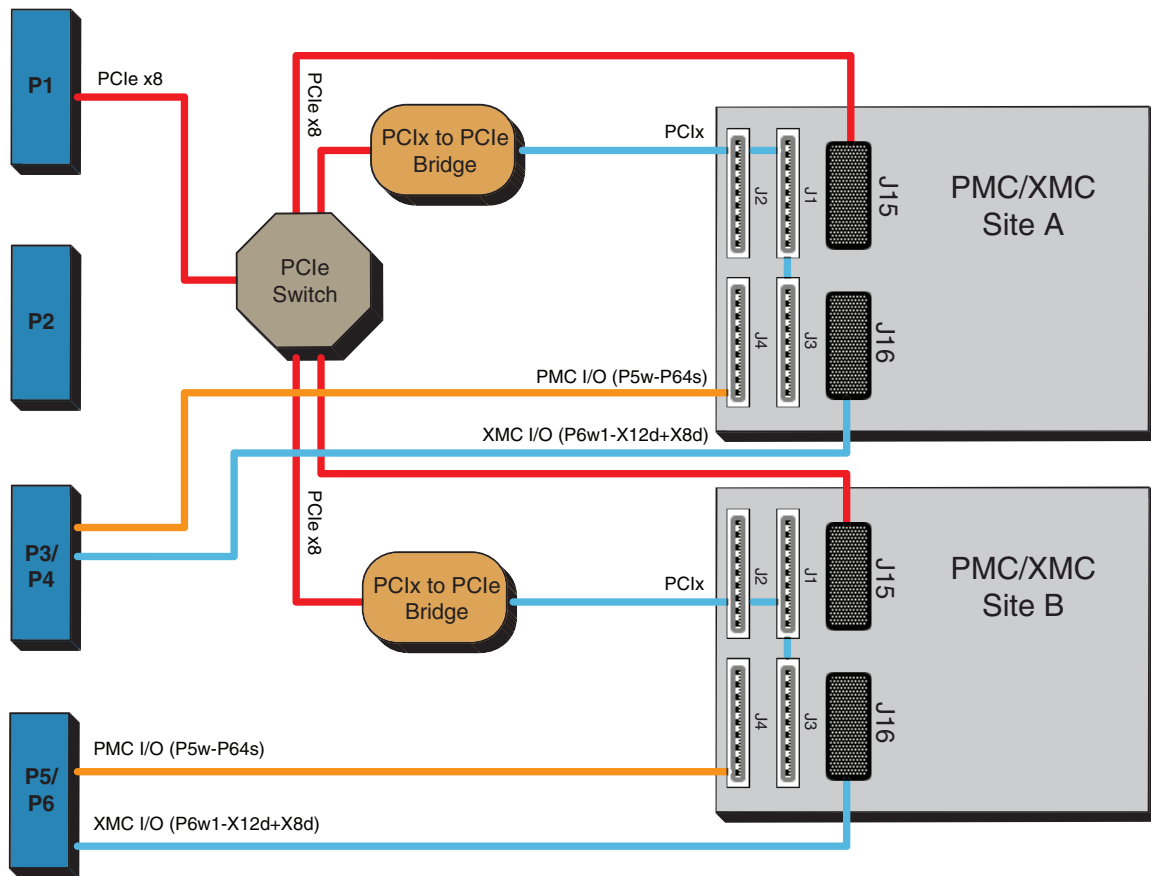
See www.acromag.com for more information.

Software Development Tools

See www.acromag.com for more information.

VPX Carrier Cards

VPX4821 VPX Carrier Cards for XMC or PMC Modules



ISO9001
AS9100



Acromag 
THE LEADER IN INDUSTRIAL I/O

Tel 248-295-0310 ■ Fax 248-624-9234 ■ solutions@acromag.com ■ www.acromag.com ■ 30765 Wixom Rd, Wixom, MI 48393 USA