
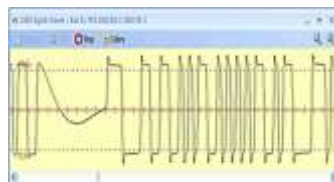


## PCCD-1553

## Multi-Channel 1553 Interface for PCMCIA/PCCARD Systems



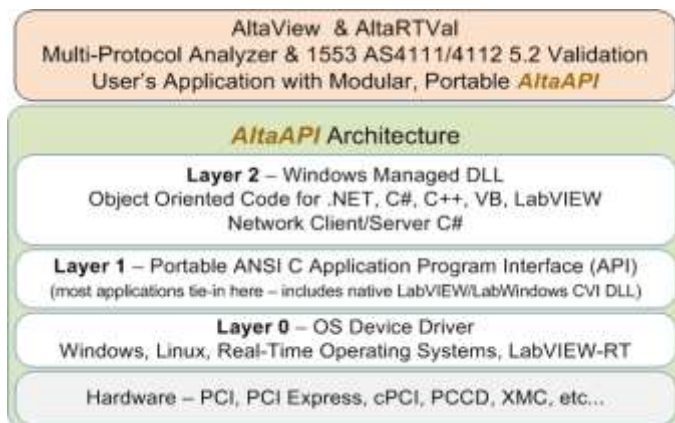
Rugged, Thumb-Screw Connector.  
1553 Cable Assembly Included.  
NO Ugly Dog House Connector!  
Optional Cable with AUX Connector



Standard A/D Signal Capture on  
First Channel

Alta Data Technologies' PCCD-1553 is a Type II PCMCIA - PCCARD (Cardbus) interface module with 1 or 2 MIL-STD-1553 channels supported by the latest software technologies. The PCCD-1553 card are based on the industry's most advanced 32-bit 1553 FPGA protocol engine, **AltaCore™**, and by a feature-rich application programming interface, **AltaAPI™**, which is a multi-layer ANSI C and Windows .NET (MSVS 2005 C++, C#, VB .NET) architecture. This hardware and software package provides increased system performance and reduces integration time.

**AltaCore-1553** is guaranteed 1553B Notice II & IV compliant and all cards are manufactured to the highest IPC-Level 3 standards and AS9100 processes. Cards are available in dual-function (BC/Mon or multi-RT/Monitor) or full-function (BC, mRT and Mon) configurations. Playback and Signal Generation are part of BC operations. Alta is committed to a risk free integration and will be glad to help with any level of your system development.



Alta's Advanced Software Architecture

### Key Features:

- One or Two Independent, Dual Redundant MIL-STD-1553 Channels
- Dual Function (BC/Mon or mRT/Mon) or Full Function (BC/mRT/Mon)
- One Mbyte of Memory per Channel
- Fully Compliant to MIL-STD-1553B Notice II/IV, MIL-STD-1760, 1553A and Link-16
- Commercial or Industrial Extended Temperature Parts
- **\*\*One Channel of A/D Signal Capture – View 1553 Waveforms with AltaView!\*\***
  - 8-bit, 50 nSec A/D for Voltage Measurements
- Advanced 32-bit BC, RT and Monitor FPGA Design – Full 32 bit Memory.
- BC Framing/Subframing/Aperiodic
- Common Data Packets (CDP) for BC, RT and Monitor – Complete Message Info
- Advanced, Multi-layer **AltaAPI** Provided at No Cost with Source Code
- Windows, Linux, RTOS, LabVIEW & RT
  - .NET Managed DLLs
  - Contact Factory for Latest RTOS Support
- True HW Playback – HW Sync Channels
- Industry First: 20ns Signal Generation
  - Bit Construction – 1553 PHY TX
  - Supports RT Validation Testing
- IRIG-B RX PAM or RX/TX PPS Ext Clock
- Avionics Level & RS-485 Discretes/Clk
  - 1760 Ext RT Addressing
- Advanced BIT Features and Dual Temperature Sensors
- Full HW Interrupt Features
- Standard Type II PCMCIA: PCCARD Cardbus

# Multi-Channel PCCD-1553 Specifications

## General

- PCMCIA Type II – PCCARD Cardbus
- One Megabyte per Channel
- Common Data Packets (CDPs) for all BC, RT and Monitor Functions – Industry First
- MIL-STD-1553B Notice II & IV
  - MIL-STD-1760, 1553A and Link-16
- Weight: 3oz/90grams
- Power (Estimated @ Max Bandwidth)
- 1CH@3.5W, 2CH@4.5W
- Parts Temp (C) : -55 to +120 Storage, 0 to +70 Commercial, -40 to +85 Extended
- Cable Assembly with 1553 3-Plug Stub Cables Provided. DB Optional for I/O & External Time.
- Two RS-485 Discrete/Clk/Trg and One Trigger Per Channel
- Loop-Back & User BIT, Dual Temp Sensors
- IRIG-B RX PAM and TX/RX PPS Time Sync
- IPC Class 3 and ISO/AS9100 Processes

## BC Features

- Simple One-Shot Lists to Advanced Message Framing and Subframing
- Message Timing with 100 nSec Accuracy
- Infinite Linked CDP Data Buffers
  - 64-Bit, 20 ns Time Tags, Interrupts, Triggers
- Low and High Priority Aperiodic Messages
- Multi Branching Per Message, No-Ops, Delays, Ext Trigger In/Out, Interrupts etc...
- Up to 15 Retries Per Message
- Legal and Reserved Mode Codes
- 1553A and 1553B Support
- Full Error Injection/Detection

## Playback/Signal Vector PHY TX

- Real Hardware Playback from Archive Files
- Multi Channel and Multi Card Playback Clock Synchronization - 100 nSec Accuracy
- Signal Vector Generation at 20 nsecs \*\*INDUSTRY FIRST\*\*
  - Construct 1553 Bit Signals at 20 nsecs
  - \*\*AS4111 5.2 RT Val Protocol Capability
  - Advanced BC, RT or any 1553 PHY Signal TX

## RT Features

- Infinite Linked CDP Data Buffers
  - 64-Bit, 20 ns Time Tags, Interrupts, Triggers
- Legal and Reserved Mode Codes
  - 1553A and 1553B Support
  - Full Buffering of All Mode Codes

## Monitor

- Sequential and RT Mapped Monitoring with Infinite Linked CDP Data Buffers
  - Available with All Card Models
  - 64-Bit, 20 ns Time Tags, Interrupts, Triggers
  - Full Error Detection
- 8-bit, 50 nSec A/D Waveform Signal Capture with Trigger on Words or Errors - First Channel Only
  - [AltaView](#) Software is Ideal for Signal Display

## Software: [AltaAPI](#), [AltaView](#), [AltaRTVal](#)

- Multi-Layer [AltaAPI](#) Architecture to Support Windows (.Net 2.0) and ANSI C Linux, VxWorks, Integrity, etc...
  - Contact Factory For RTOS Platforms
  - LabVIEW & RT Support
- Optional [AltaView](#) is Based on the Latest Windows MS Office User Interface Style with Ribbon-Bar
  - Full Analyzer Integration Tool
  - Multi Language Support
- Optional [AltaRTVal](#) provides full AS4111/4112 5.2 RT Validation GUI and Reports

## Part Numbers

Dual Function: BC/Mon or mRT/Mon

- **PCDD-1553-1D/2D**

Full Function: BC, mRT and Monitor

- **PCDD-1553-1F/2F**

Options: -E for Ext Temp Parts (-40 to +85C); -A for AltaView and -B for AltaRTVal

## 5 Year Limited Warranty!

EU and China RoHS Compliant

Contact Alta for Special Lead Build Configurations

[AltaAPI](#) Software with ANSI C Source, .Net Managed DLLs and LabVIEW & LabVIEW-RT Provided at No Cost.

**Alta Data Technologies LLC**  
**4901 Rockaway Blvd., Building A**  
**Rio Rancho, NM 87124 USA**  
**888-429-1553 (in US)**  
**505-994-3111 (outside US)**  
**[alta.sales@altadt.com](mailto:alta.sales@altadt.com)**  
**[www.altadt.com](http://www.altadt.com)**